

Iowa County COVID-19 Disease Control Metrics



Data from 1/26-2/8		Measure	Iowa County threshold metrics	Iowa County Status
Epidemiology	Cases	Less than 5% of tests in Iowa County are positive when averaged across a 14-day period	Green: Below 5% positivity Yellow: ≥ 5-10% positivity Red: Above 10% positivity	17.7
	Cases	New cases below a threshold of .5 per day averaged over 14 days	Green: Below .5 cases per day averaged over a 14-day period Yellow: .5-2 cases per day averaged over a 14-day period Red: Greater than 2 cases per day averaged a recent 14-day period	25
	Outbreaks	Outbreaks are identified and managed in Long-term Care/ Assisted Living Facilities	Green: No active outbreaks Yellow: One active outbreak in a facility Red: Two or more active outbreaks	
Healthcare	Testing	Testing supplies and staff facilitate adequate testing for disease control and surveillance	Green: 35+ tests are performed per day, on average, in the past two weeks Yellow: 24-34 tests are performed per day, on average, in the past two weeks Red: <24 tests are performed per day, on average, in the past two weeks	140
	Healthcare Infrastructure	Upland Hills Hospital is able to handle all cases without crisis care	Facility use status: Med surg and ICU census	
			Staffing status: Trained staff are available or able to adequately care for the volume of patients even with extension techniques.	
			Critical supply status: There are at least 14 days worth of critical supplies.	
	Regional Healthcare Infrastructure	Regional hospital bed use	Green: <80% bed use Yellow: between 80-90% bed use Red: Greater than 90% bed use	86%

What's new this week?

Epidemiology: Our percentage of positive cases decreased to 17.7%, remaining red. The average cases reported daily metric decreased to 25. The Outbreak metric remains red.

Healthcare Status: Testing rate is green with an average of 140 tests performed daily. We encourage anyone with symptoms to contact their health care provider to be tested. Local health care partner’s facility use status (represents med surge and ICU capacity) changed to green. Staffing status indicates the number of available staff to care for the volume of patients and has changed to yellow. Critical supply status reflects at least fourteen days worth of supplies. This metric remains green. Our regional health care infrastructure metric represents regional hospital bed use and is yellow. Currently there are 86% of regional hospital beds in use. In addition, 87.5% of total regional ICU beds are in use.

Iowa County COVID-19 Disease Control Metrics



COVID-19 Vaccines for Wisconsin residents

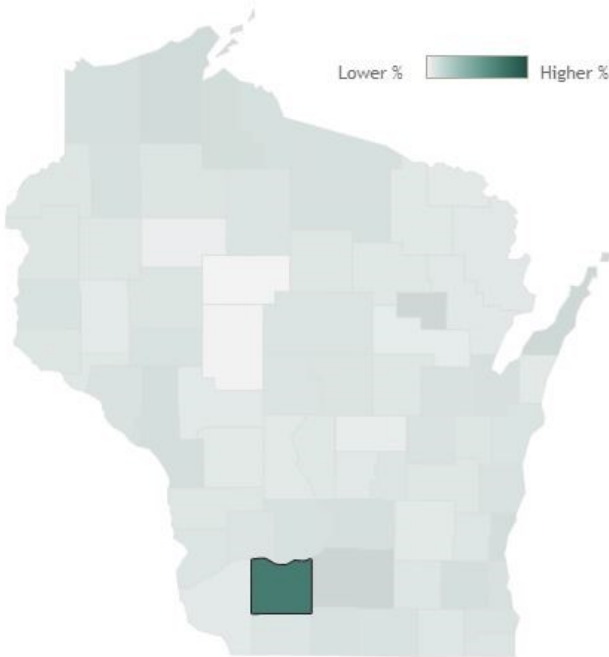
Updated: 2/9/2022

HERC region data

- Total population who have received at least one dose
- Total population who have completed the series

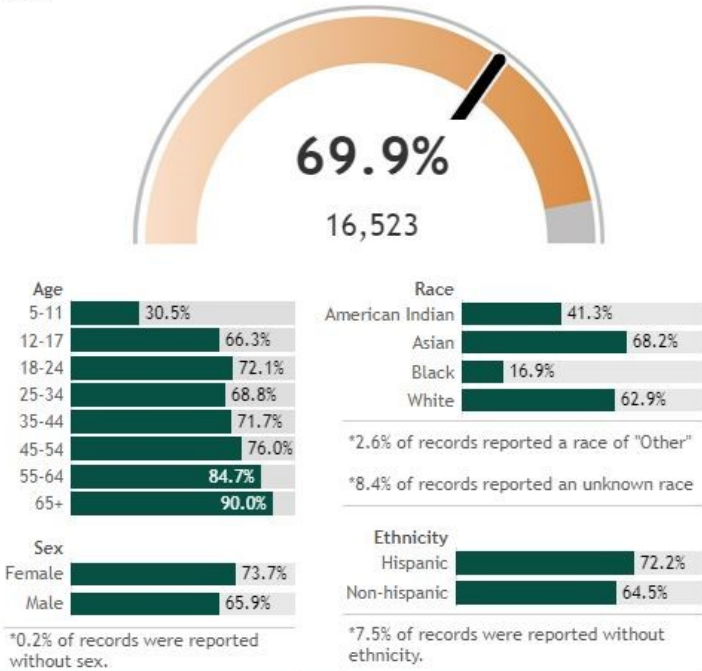
Percent of Wisconsin residents who have received at least one dose by county

Click a county to filter data



Percent of Iowa County residents who have received at least one dose

The orange represents the population for whom the vaccine is authorized. The gray indicates the population under 5 years of age for whom the vaccines are not authorized.



View more data on racial and ethnic disparities in Wisconsin

COVID-19 Vaccines for Wisconsin residents

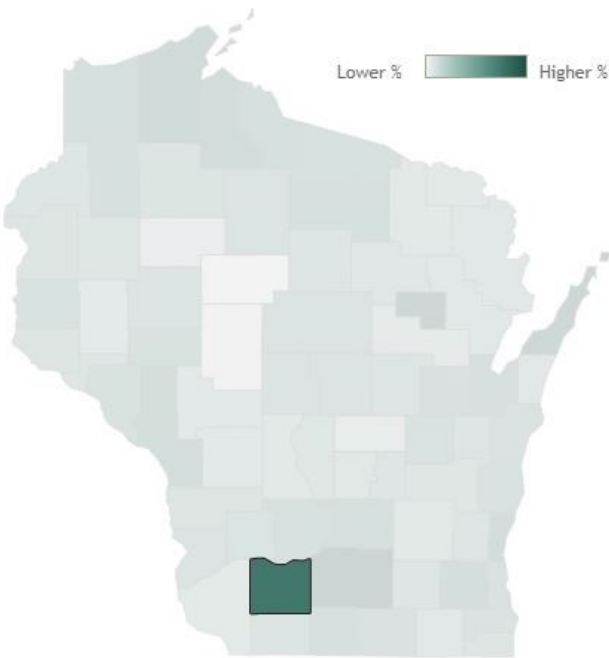
Updated: 2/9/2022

HERC region data

- Total population who have received at least one dose
- Total population who have completed the series

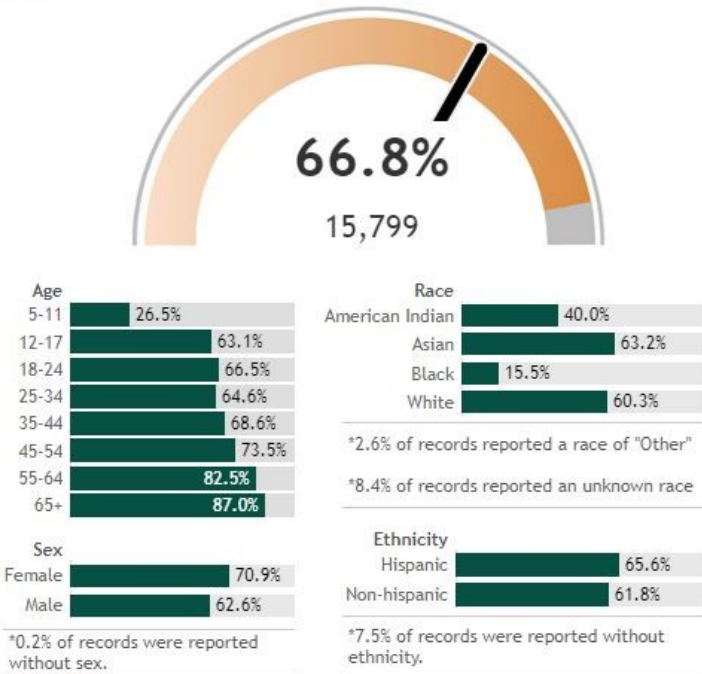
Percent of Wisconsin residents who have completed the vaccine series by county

Click a county to filter data



Percent of Iowa County residents who have completed the vaccine series

The orange represents the population for whom the vaccine is authorized. The gray indicates the population under 5 years of age for whom the vaccines are not authorized.



View more data on racial and ethnic disparities in Wisconsin

- Check out this week's COVID-19 Dashboard: <https://www.iowacounty.org/departments/COVID-19>
- Iowa County status CRITICALLY HIGH activity level: <https://www.dhs.wisconsin.gov/covid-19/local.htm>
- COVID-19 Vaccine Data: <https://www.dhs.wisconsin.gov/covid-19/vaccine-data.htm>